



Geophysical Research Letters

RESEARCH LETTER

10.1029/2018GL079000

Key Points:

- Cover crops can increase cash crop yields and soil carbon storage and can also induce regional biogeophysical climate impacts
- Where cover crops extend above winter snowpack, they decrease albedo and warm wintertime temperatures
- Winter warming can be minimized by planting less leafy cover crops or varieties that will be completely buried under the snowpack

Supporting Information:

- Supporting Information S1

Correspondence to:

D. L. Lombardozzi,
dll@ucar.edu

Citation:

Lombardozzi, D. L., Bonan, G. B., Wieder, W., Grandy, A. S., Morris, C., & Lawrence, D. L. (2018). Cover crops may cause winter warming in snow-covered regions. *Geophysical Research Letters*, 45, 9889–9897. <https://doi.org/10.1029/2018GL079000>

Received 30 MAY 2018

Accepted 8 SEP 2018

Accepted article online 12 SEP 2018

Published online 28 SEP 2018

Cover Crops May Cause Winter Warming in Snow-Covered Regions

D. L. Lombardozzi¹ , G. B. Bonan¹ , W. Wieder^{1,2} , A. S. Grandy³, C. Morris⁴ , and D. L. Lawrence¹

¹Climate and Global Dynamics Laboratory, National Center for Atmospheric Research, Boulder, CO, USA, ²Institute of Arctic and Alpine Research, University of Colorado Boulder, Boulder, CO, USA, ³Department of Natural Resources and the Environment, University of New Hampshire, Durham, NH, USA, ⁴Department of Biological and Environmental Engineering, Cornell University, Ithaca, NY, USA

Abstract Cover crops, grown between cash crops when soil is fallow, are a management strategy that may help mitigate climate change. The biogeochemical effects of cover crops are well documented, as they provide numerous localized benefits to farmers. We test potential biogeophysical climate impacts of idealized cover crop scenarios by assuming that cover crops are planted off-season in all crop regions throughout North America. Our results suggest that planting cover crops increases wintertime temperature up to 3 °C in central North America by decreasing albedo in regions with variable snowpack. Cover crops with higher leaf area indices increase temperature more by decreasing broadband albedo, while decreasing cover crop height helped to mitigate the temperature increase as the shorter height was more frequently buried by snow. Thus, climate mitigation potential must consider the biogeophysical impacts of planting cover crops, and varietal selection can minimize winter warming.

Plain Language Summary Planting cover crops is an agricultural management technique in which crops are grown in between cash crop seasons when the soil would otherwise be fallow. Cover crops provide many local benefits to farmers and can increase carbon storage in soils. In this study, we test how planting cover crops in all agricultural regions in North America can change wintertime temperatures. Model simulations suggest that cover crops can warm winter temperatures up to 3 °C in regions with variable winter snowpack, such as central North America. Planting cover crop varieties that are less leafy or get buried under the variable snowpack can help to minimize winter warming. Our study suggests that the climate mitigation potential of cover crops may be offset in these regions if cover crop varieties are not carefully selected.

1. Introduction

Land management practices are widely employed throughout much of the world to maintain or increase ecosystem and agricultural productivity. While management decisions are typically motivated by site-specific efforts to optimize productivity, they also have the potential to alter the biogeophysical and biogeochemical properties of the land surface, which can modify local and regional climate (Lobell et al., 2006). For example, tillage provides local benefits to farmers by destroying weeds, aerating soils, and temporarily increasing nutrient availability, but over longer timescales the practice also contributes to climate change by potentially reducing soil carbon storage (Grandy & Robertson, 2007; Parton et al., 2015) and enhancing short-term nitrous oxide (N₂O) emissions (Grandy et al., 2006; Six et al., 2002). However, some management strategies can be employed that can maintain or even improve cash crop yields while acting to mitigate climate change (SARE, 2015; Tonitto et al., 2006). Planting cover crops, a management strategy in which plants are grown in agricultural fields during fallow seasons when cash crops are typically not grown, has the potential to mitigate climate change by increasing soil carbon storage and potentially reducing greenhouse gas emissions (Kaye & Quemada, 2017; McDaniel et al., 2016; Tiemann et al., 2015). While there is mounting evidence that cover crops increase soil carbon globally and can remove soil nitrate that would otherwise be vulnerable to leaching or denitrification, the biogeophysical effects of planting cover crops on longer term climate dynamics are not well studied.

Reasons for planting cover crops are myriad and along with potential C sequestration include suppression of weed growth and reduction in the need for herbicides (Lemessa & Wakjira, 2015), enhancement of aboveground diversity and wildlife habitat, and disruption of disease and insect pest cycles. Additionally,

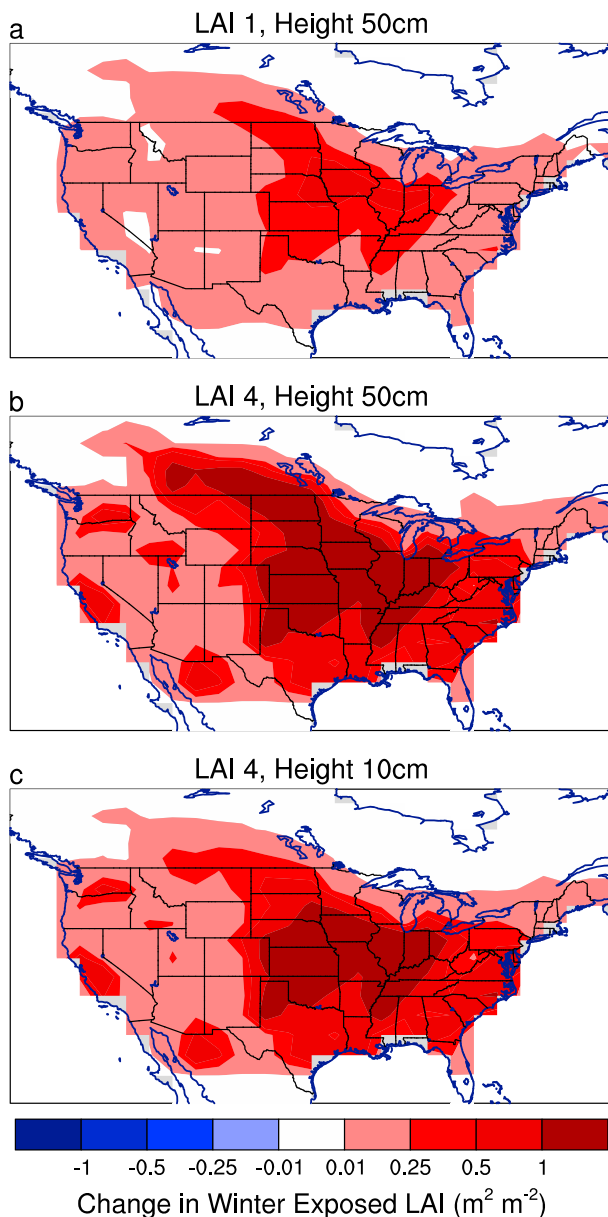


Figure 1. The change in grid-cell average exposed leaf area index (LAI) during the boreal winter used to simulate cover crops compared to the simulation without cover crops. Note that the changes shown here are averaged over the total land area, including both crops and natural vegetation. Modifications increase leaf area index from (a) zero to one (sparse) or (b and c) four (leafy) for all crops.

cover crops can reduce soil erosion, improve soil quality, and increase microbial biomass and growth efficiency (Blanco-Canqui et al., 2015; Kallenbach et al., 2015; Krutz et al., 2009; McDaniel et al., 2014; Tiemann et al., 2015; Zhu et al., 1989). Cover crops may capture excess fertilizer, reducing nitrogen leaching and potentially decreasing the amount of fertilizer required to grow cash crops (Tonitto et al., 2006). The changes in soil quality, such as increased soil aggregation, can also increase porosity and water infiltration, leading to a higher water holding capacity (Blanco-Canqui et al., 2015; Keisling et al., 1994) that can benefit the productivity of the cash crop during summer droughts (Frye et al., 1988; Letter et al., 2003). However, in dry regions cover crops may use water needed by the cash crop. While the magnitude of localized benefits is dependent on a number of factors, including soil and plant type, climate, and any associated management practices (Kaspar & Singer, 2011; Meisinger et al., 1991; Sainju et al., 2003; Tonitto et al., 2006; Unger & Vigil, 1998), the local benefits that cover crops provide are a primary reason why farmers adopt this practice.

In addition to the many local benefits, cover cropping can change biogeochemical processes that are important at regional and global scales and may act to mitigate climate warming. Arguably, the most beneficial biogeochemical effect of cover cropping is the increase in soil carbon sequestration, with estimates suggesting that the increase in soil carbon compensates for approximately 8% of direct agricultural greenhouse gas emissions (Poeplau & Don, 2015). The biogeochemical benefits may also extend to aquatic ecosystems. For example, reduced erosion and nitrate leaching associated with cover cropping may reduce the negative impacts of agriculture by reducing sediment and nutrient loads to aquatic ecosystems (Bosch et al., 2013; Durand, 2004; Kladvik et al., 2014). The extent to which cover crops mitigate or contribute to climate change through direct greenhouse gas emissions, namely, N_2O and methane (CH_4), remains uncertain and likely depends on plant type and management techniques used (Basche et al., 2014; Kaye & Quemada, 2017; Tang et al., 2014). Despite these uncertainties, the biogeochemical benefits of cover crops are relatively well established, whereas their influence on biogeophysical fluxes of water and energy with the atmosphere is less well studied.

Agricultural systems dramatically change biogeophysical properties of the land surface by altering latent heat flux and albedo that potentially impact climate. For example, irrigating crops can lead to local cooling by increasing latent heat flux (Lobell et al., 2006), whereas tillage can lead to warming due to reduced soil albedo (Bagley et al., 2015; Davin et al., 2014; Lobell et al., 2006). Similar studies investigating the effects of planting cover crops on the biogeophysical properties of the land surface are less common. Cover crops could increase latent heat flux through increased transpiration, especially if irrigated. Cover crops also change albedo, with

estimates suggesting an increase in albedo compared to bare, snow-free ground (Kaye & Quemada, 2017). Despite potential changes in surface energy balance, the direct effect of planting cover crops on surface temperature has not yet been examined.

Here we assess the effect of cover crops on surface air temperatures in North America due to the biogeophysical climate feedback using an idealized modeling experiment. In particular, we examine the sensitivity of land-atmosphere response when cover crops are included for all cropping regions in North America using the Community Earth System Model (CESM) version 1.2. We anticipate that cover crops will directly change land surface albedo and latent heat fluxes and that these changes can combine to affect surface air temperatures. This work contributes to a broader understanding of how cover crops change biogeophysical

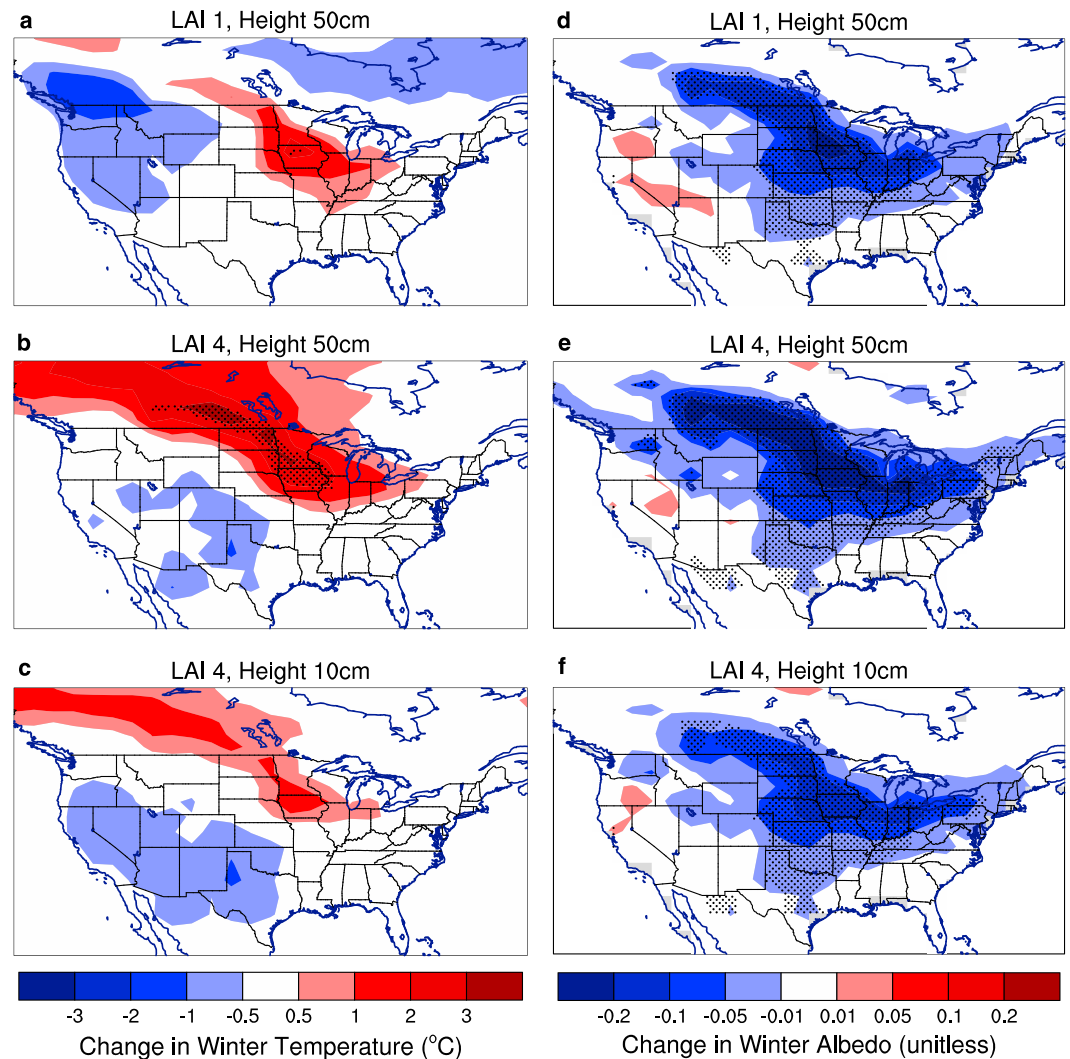


Figure 2. The change in (a–c) 2-m air temperature and (d–f) broadband albedo during boreal winter (December–January–February) caused by planting cover crops relative to not planting cover crops. Simulations vary leaf area index of cover crops from one (sparse; a and d) to four (leafy; b, c, e, and f) and crop height from 50 cm (tall; a, b, d, and e) to 10 cm (short; c and f). Stippling indicates changes that are significant at $p < 0.05$.

processes at large spatial scales and is the first time, to our knowledge, that the change in surface air temperature in response to cover crops has been documented.

2. Materials and Methods

Model simulations were run using the land and atmosphere components of the Community Earth System Model (version 1.2). The Community Land Model (CLM, version 4.5; Oleson et al., 2013) is used in its “satellite phenology” (CLM-SP) configuration, in which leaf area indices are prescribed using MODIS leaf area index. Biogeochemical cycles and active crop management are not available options in this configuration of CLM. Instead, we utilized the satellite phenology scheme to isolate the potential biogeophysical effects of cover crops by changing the prescribed leaf area index (LAI) and stem height on agricultural land units. The CLM4.5-SP was run coupled to the Community Atmosphere Model (CAM version 5; Neale et al., 2012) for 32 years using historical forcings and climatological sea surface temperatures, averaged from 1995 through 2005. The use of climatological sea surface temperatures reduces the interannual variability and allows the terrestrial signal to emerge more readily. Results here focus on the coupled CLM-CAM simulations, but to isolate land-only effects of cover crops, we also conducted stand-alone CLM4.5-SP simulations, using

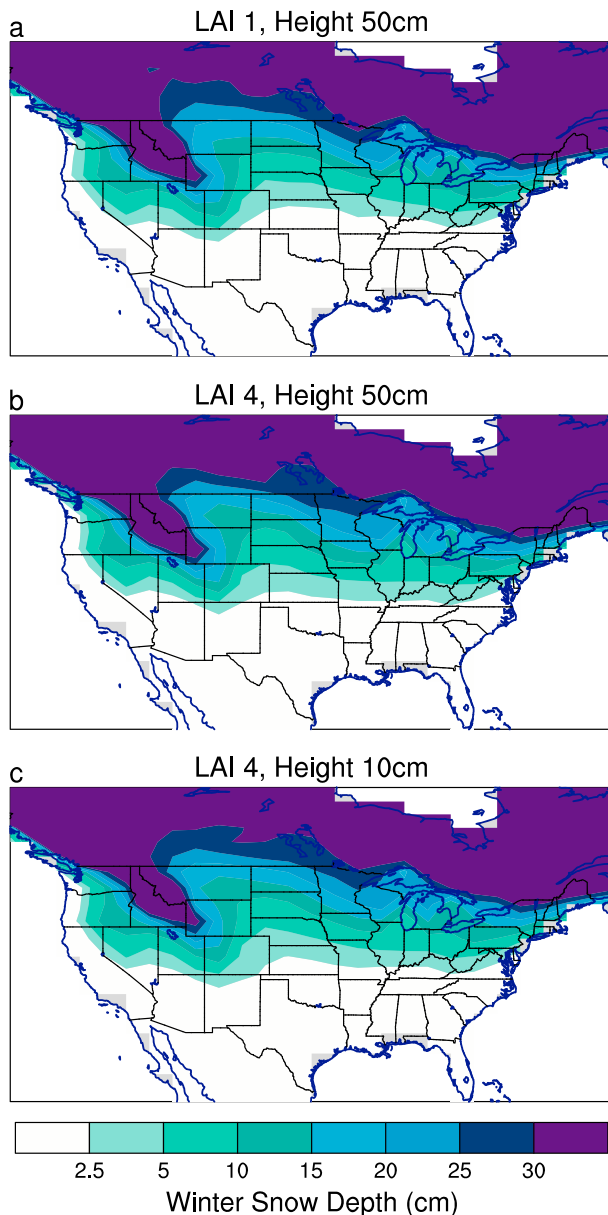


Figure 3. Average snow depth during boreal winter (December-January-February) in simulations where cover crops are planted with a leaf area index of (a) one (sparse) or (b and c) four (leafy) and grow to (a and b) 50 cm (tall) or (c) 10 cm (short).

and short (height = 10 cm; Figure 2c) cover crop simulations, though the magnitude of change was smaller. Adding cover crops significantly decreased boreal winter albedo in all simulations (Figures 2d–2f). As with temperature, the decrease in albedo was largest in the simulations with tall and leafy cover crops (Figure 2e) due to taller plants with higher leaf area shading the reflective snow, though the spatial pattern was similar across all simulations.

Differences in surface albedo relate to snow depth and the amount of leaf area that protrudes above the snow (see the supporting information for a description of snow parameterizations used in CLM4.5). In all simulations mean winter snow depth was less than 2.5 cm throughout much of the southern United States and was greater than 30 cm in most of Canada and the Northern Rocky Mountain region (Figure 3). The transition between the shallow and deep snowpack in the central part of North America varied slightly among the simulations, with shallower snow depths further north in the sparse and short cover crop

observationally based climate forcing data from Climate Research Unit-National Centers for Environmental Prediction (CRU-NCEP) from 1991 to 2010. All simulations were run at 2° spatial resolution.

The representation of crops during the growing season was unchanged in all CLM4.5 simulations used here. To test different idealized cover crop scenarios, we modified the CLM4.5 land surface data set over North America (Southwest bound: 30°N, 130°W; Northeast bound: 60°N, 65°W) before the cash crop growing season begins and after it ends by changing the default LAIs and crop height for the crop plant functional type. Leaf reflectance was unchanged from the default value, and spatially and temporally varying leaf and soil albedo are calculated within the model based on soil color, soil wetness, stem and leaf area indices, solar zenith angle, and leaf orientation. Snow burial was updated from the default configuration, where crops and grasses were assumed to be fully buried at a snow depth of 20 cm, to being dependent on the crop or grass height (see detailed description in the supporting information). Specific changes to simulate cover crops include changing LAI to either 0 (no cover crops), 1 (sparse), or 4 (leafy) and changing crop height from the default crop and grass height of 50 cm (tall) to 0 (no cover crops) or 10 cm (short) during the fallow season (Figure 1). These changes simulate a low and high potential range of cover crop LAI and height to show a range of climate impacts that may occur due to cover cropping if all cropland in North America was to adopt cover cropping practices but are not intended to be a fully realistic representation of cover crops.

Our analysis focused on changes in water and energy fluxes between no cover crop and cover crop simulations during boreal winter (December-January-February) when the change in vegetation is greatest, and statistical significance was determined using a student's *t* test. We additionally investigated whether planting cover crops has indirect effects that change growing season productivity and water availability using the tall, leafy cover crop configuration (LAI = 4, height = 50 cm). To disentangle the land-only versus land-atmosphere effects, we also compare parallel coupled (land-atmosphere) with uncoupled (land-only) simulations.

3. Results

Simulating planted cover crops increased boreal winter (December-January-February) surface air temperature up to 3 °C in the central parts of Northern United States and Southern Canada (Figures 2a–2c). Temperature increases were largest in the simulations where the cover crops were tall and leafy (height = 50 cm, LAI = 4; Figure 2b). The location of winter temperature increase was similar in the sparse (LAI = 1; Figure 2a)

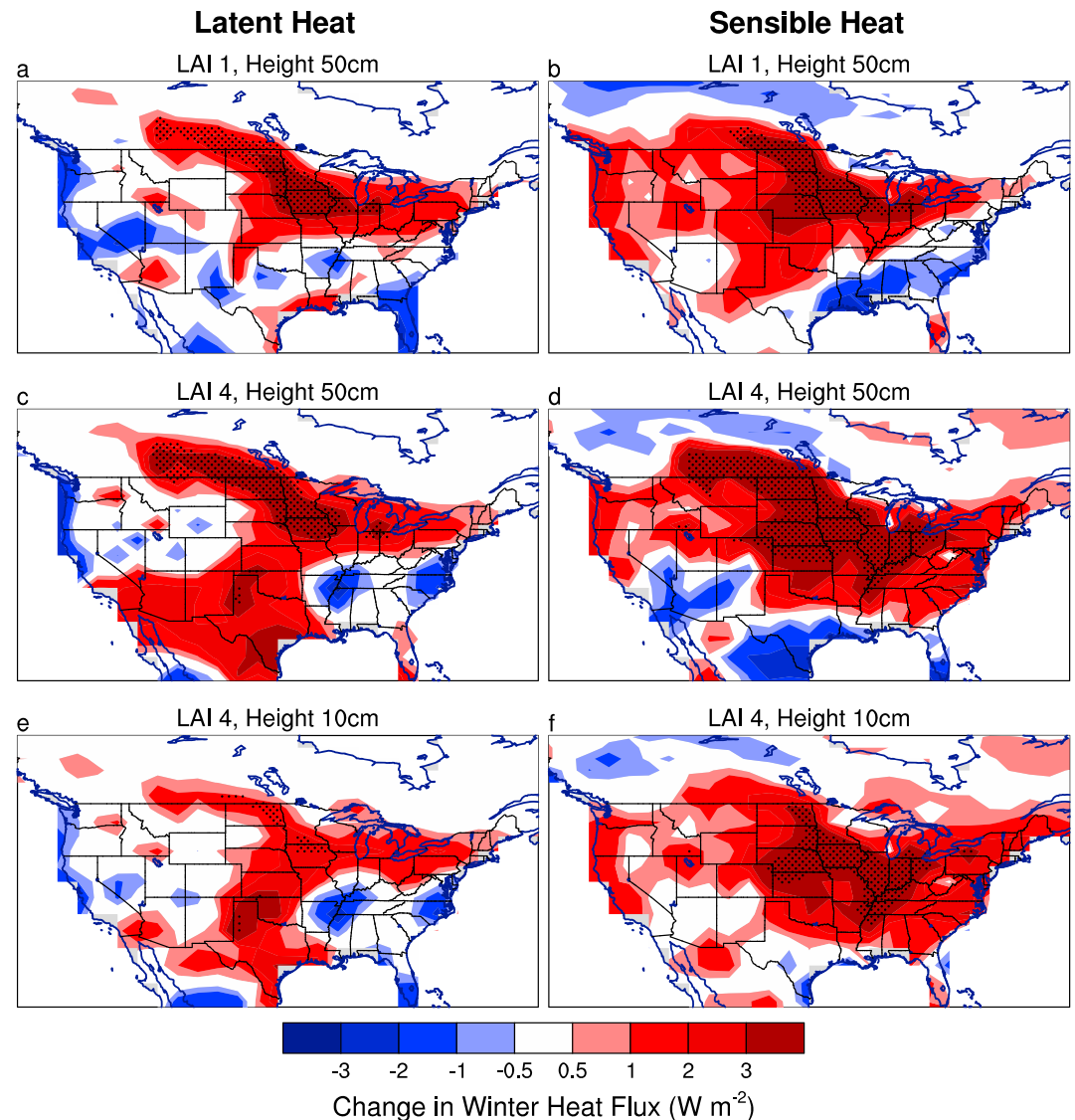


Figure 4. The change in (a, c, and e) latent heat flux and (b, d, and f) sensible heat flux during boreal winter (December–January–February) caused by planting cover crops relative to not planting cover crops. Simulations vary leaf area index of cover crops from one (sparse; a and b) to four (leafy; c, d, e, and f) and crop height from 50 cm (tall; a, b, c, and d) to 10 cm (short; e and f). Stippling indicates changes that are significant at $p < 0.05$.

simulations compared to the tall and leafy cover crop simulation, likely due to temperature and precipitation feedbacks.

Latent and sensible heat fluxes both increased up to 3 W/m^2 in the central part of northern United States and Southern Canada in all simulations with cover crops (Figure 4). The increases in sensible heat flux were typically more widespread than the increases in latent heat flux. Taller cover crops increased latent heat fluxes during winter more than short cover crops in Central North America, though changes in sensible heat fluxes were similar in magnitude in the sparse and short cover crop simulations.

Given changes in wintertime surface temperatures and energy balance from the coupled model, we also investigated the direct effects of cover crops compared to the indirect climate feedback on growing season (June–July–August) soil moisture and plant productivity. In uncoupled (CLM-only) simulations, cover crops caused wintertime albedo to decrease, similar in magnitude and spatial extent to the coupled model results, and increased wintertime latent heat fluxes (data not shown). By design, the uncoupled simulations do not

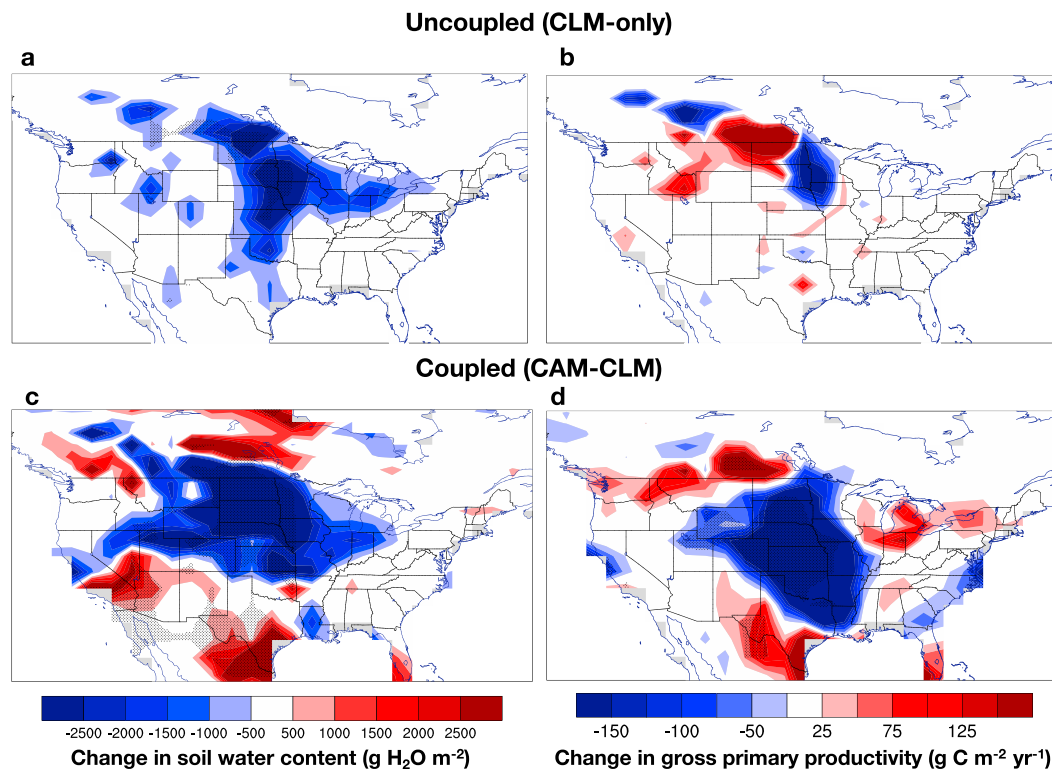


Figure 5. The change in (a and c) soil water content and (b and d) gross primary productivity during boreal summer (June-July-August) caused by planting cover crops with a leaf area index of 4 and a height of 50 cm relative to not planting cover crops. Simulations were run using either uncoupled (e.g., CLM-only; a and b) or coupled (e.g., Community Atmosphere Model-Community Land Model [CAM-CLM]; c and d) configurations of Community Earth System Model (CESM).

represent potential land-atmosphere climate impacts. Thus, with cover crops increasing wintertime evapotranspiration in the land-only simulations, soils were drier during the growing season by $>2,500 \text{ g H}_2\text{O/m}^2$ in much of Central North America and summertime plant productivity was slightly reduced in the Midwest (Figures 5a and 5b). However, the parallel coupled land-atmosphere simulation suggests an important indirect impact on climate. While summertime soil moisture decreased throughout Central North America, it increased in the Southwest. The changes in summertime soil moisture were due to spatially similar but nonsignificant changes annual average precipitation (data not shown), including Central United States, resulting in net decreases in summertime productivity (Figures 5c and 5d) up to $-150 \text{ g C} \cdot \text{m}^{-2} \cdot \text{year}^{-1}$.

4. Discussion and Conclusions

These idealized scenarios simulate a range of possible cover crop traits and their potential biogeophysical climate feedback if all cropland in North America was to adopt cover cropping practices. In the scenarios tested here, planting cover crops in North America increased boreal winter (December-January-February) LAI across the study domain (Figure 1), with increases in wintertime temperature (up to 3°C) isolated to the northern half of the study region (Figures 2a–2c). Our findings suggest that temperature and albedo changes were largely driven by interactions of the cover crops with wintertime snow cover. Even short cover crops (10 cm height) were taller than the average winter snow depth across parts of the Midwest (Figure 3). With darker cover crops extending above the snowpack, our results showed decreased wintertime albedo (Figures 2d–2f) and concomitantly increased sensible heat flux (Figure 4), likely due to increased net surface energy (see Figure S1). Similarly, using empirical albedo calculations, Kaye and Quemada (2017) found that when cover crops were only partially buried by snow, they decreased albedo and led to local winter warming, regardless of the plant albedo. Thus, higher leaf reflectance for cover crops compared with cash crops, such in Kaye and Quemada (2017) but not in this study, may not have a large impact on winter albedo. Another

climate-smart agricultural practice, replacing annual crops with perennial crops, also decreased winter albedo by ~ 0.11 when snow was present; but during most of the year when snow was absent, annual and perennial crop fields had similar albedos (Bagley et al., 2015). These findings align with our results in regions with little or no average winter snow like the southern United States (Figure 2) and during other seasons (data not shown), in which including idealized cover crops did not significantly change albedo or 2-m air temperature in any of the scenarios. The biogeophysical effects of cover cropping under no-snow conditions may also increase albedo (Kaye & Quemada, 2017), but the no-snow cover crop albedo impacts are dependent on local cover crop traits and bare soil albedo (neither of which were varied in the present study).

Albedo in crop ecosystems is known to have an important biogeophysical climate feedback. Other management practices, like residue management and irrigation, are also known to change albedo (e.g., Bagley et al., 2015; Davin et al., 2014; Lobell et al., 2006), though these practices tend to change albedo in the spring, summer, and fall more than during winter. The strong effect of cover crops on winter albedo, with potential changes up to 0.2 causing up to 3 °C warming during the winter (Figure 2), highlights the importance of considering both cover crop and soil albedo in selecting the type and variety of cover crop to be planted to minimize any warming impact. Cover crops can mitigate climate warming if their albedo is equal to or greater than the underlying soil albedo when there is little or no snow (Kaye & Quemada, 2017), but they will exacerbate local winter warming regardless of the cover crop albedo if the cover crops are not fully buried by snow (e.g., Figures 2d–2f), even when cover crop albedo is very high (Kaye & Quemada, 2017).

Of the scenarios tested here, the cover crops with low LAI had a smaller impact on winter temperatures than leafier cover crops of the same height (Figures 2a and 2b) suggesting that less leafy cover crops have a smaller impact on winter surface temperature. Increases in LAI are typically thought to decrease albedo, such as the 6% decrease in albedo that is attributed to increasing global LAI over the past three decades (Zeng et al., 2017). Often, the decrease in albedo due to LAI is associated with summertime growth and the potential warming related to this albedo decrease is offset by a concomitant increase in latent heat flux that can lead to a net temperature decrease (Zeng et al., 2017). Since cover crops are usually not photosynthetically active during the winter months, the latent heat flux change due to the presence of cover crops in the winter is too small to offset the albedo change (Figure 4). Contrary to these results, Lobell et al. (2006) found that doubling modeled cover crop LAI slightly increased albedo, though this may be due to a low modeled soil albedo relative to crop albedo.

Since cover crops had a large effect on albedo in snow-covered regions, it was expected that shorter crop heights, even when leafy, would reduce the warming effect of cover crops since snow burial is important. Indeed, shorter cover crops reduced winter warming relative to taller cover crops (Figure 2b versus Figure 2c). However, the 10-cm height of the short cover crops simulated here was still higher than the average winter snow depth in parts of central North America (Figure 3) and therefore led to warmer, though not significant, winter air temperatures. Shorter and sparser cover crops, perhaps achieved through grazing, may allow for complete burial by snow and reduce the winter warming effect of cover crops (Kaye & Quemada, 2017) but this scenario was not tested. Even some of the shortest cover crops, like white clover, easily reach heights of 7.5 cm and may not be buried in low snowpack regions if they do not readily lodge (i.e., fall over).

While our study did not examine the biogeochemical feedback caused by cover crops, it is important to note that cover crops can change many biogeochemical processes that impact climate, most of which are anticipated to mitigate climate change over longer time and larger spatial scales. The most prominent climate feedback is an increase in soil carbon, with estimates suggesting that cover crops can sequester soil carbon at a global rate of 0.12 Pg C/year (Poeplau & Don, 2015), potentially reducing warming. Changes in soil trace greenhouse gas emissions, particularly N_2O and CH_4 , are also important potential climate feedbacks, but studies are much less conclusive, with the magnitude and direction of change being dependent on the cover crop type and other associated management techniques (Guardia et al., 2016; Kim et al., 2012; Sanz-Cobena et al., 2014; Tang et al., 2014). However, some studies suggest that cover crops do not have a large net impact on annual emissions (Basche et al., 2014; Kaye & Quemada, 2017).

Climate responses were important in driving the trends in temperature and energy flux changes. For example, planting cover crops did not significantly change growing season productivity when climate responses were not included (i.e., the land-only simulations; Figure 5b). However, when CLM was coupled to CAM, cover crops decreased growing season productivity in Central North America (Figure 5d) due to decreased soil

water content during the growing season (Figure 5c), resulting from changes in precipitation and evapotranspiration. Cover crops also directly decreased available soil water during the cash crop season in land-only simulations (Figure 5a). Empirical evidence suggests that cover crops can increase soil water holding capacity due to changes in soil structure (Blanco-Canqui et al., 2015; Keisling et al., 1994), a mechanism that is not fully represented in our CLM simulations.

While our results only examine idealized cover crop scenarios, several important conclusions emerge. It is particularly notable that cover crops can cause wintertime warming in regions where average winter snowpack is low and crops protrude above the snowpack. While cover crops provide numerous ecological benefits and may even mitigate climate change through increasing soil carbon sequestration, the mitigation potential may be offset unless varieties are selected to minimize potential winter warming, particularly in regions where there is snow cover during part or all of the winter. Particular attention should be paid to the albedo of the crops relative to the soil. Our results suggest that planting less leafy cover crops can help to mitigate the positive winter temperature response in snowy regions. Additionally, planting short crops that lodge easily or are grazed or mowed before snowfall may further minimize winter warming. Though we cannot determine the full mitigation potential of cover crops here, we highlight the importance of considering both the biogeochemical and biogeophysical consequences of planting cover crops on regional and global scales.

Acknowledgments

The authors would like to acknowledge Ahmed Tawfik and Adam Phillips for help with technical aspects of this paper. Data used in these analyses can be accessed from (<https://doi.org/10.5065/D6NP237V>) and will be managed in accordance with the CESM data management and data distribution plan. Funding for this research was provided by U.S. Department of Energy grants DE-FC03-97ER62402/A010 and DE-SC0012972 and the National Institute of Food and Agriculture/U.S. Department of Agriculture grants 2015-67003-23489 and 2015-67003-23485. The National Center for Atmospheric Research is funded by the National Science Foundation.

References

- Bagley, J. E., Miller, J., & Bernacchi, C. J. (2015). Biophysical impacts of climate-smart agriculture in the Midwest United States. *Plant, Cell & Environment*, 38, 1913–1930.
- Basche, A. D., Miguez, F. E., Kaspar, T. C., & Castellano, M. J. (2014). Do cover crops increase or decrease nitrous oxide emissions? A meta-analysis. *Journal of Soil and Water Conservation*, 69(6), 471–482. <https://doi.org/10.2489/jswc.69.6.471>
- Blanco-Canqui, H., Shaver, T. M., Lindquist, J. L., Shapiro, C. A., Elmore, R. W., Francis, C. A., et al. (2015). Cover crops and ecosystem services: Insights from studies in temperate soils. *Agronomy Journal*, 107(6), 2449. <https://doi.org/10.2134/agronj15.0086>
- Bosch, N. S., Allan, J. D., Selegue, J. P., & Scavia, D. (2013). Scenario-testing of agricultural best management practices in Lake Erie watersheds. *Journal of Great Lakes Research*, 39(3), 429–436. <https://doi.org/10.1016/j.jglr.2013.06.004>
- Davin, E. L., Seneviratne, S. I., Ciais, P., Olliso, A., & Wang, T. (2014). Preferential cooling of hot extremes from cropland albedo management. *Proceedings of the National Academy of Sciences*, 111(27), 9757–9761. <https://doi.org/10.1073/pnas.1317323111>
- Durand, P. (2004). Simulating nitrogen budgets in complex farming systems using INCA: Calibration and scenario analyses for the Kervidy catchment (W. France). *Hydrology and Earth System Sciences*, 8(4), 793–802. <https://doi.org/10.5194/hess-8-793-2004>
- Frye, W. W., Blevins, R. L., Smith, M. S., Corak, S. J., & Varco, J. J. (1988). Role of annual legume cover crops in efficient use of water and nitrogen. In *Cropping strategies for efficient use of water and nitrogen, ASA Special Publication Number 51* (pp. 129–154). Madison, WI: American Society of Agronomy, Inc.
- Grandy, A. S., Loেকে, T. D., Parr, S., & Robertson, G. P. (2006). Long-term trends in nitrous oxide emissions, soil nitrogen, and crop yields of till and no-till cropping systems. *Journal of Environmental Quality*, 35(4), 1487–1495. <https://doi.org/10.2134/jeq2005.0166>
- Grandy, A. S., & Robertson, G. P. (2007). Land use intensity effects on soil C accumulation rates and mechanisms. *Ecosystems*, 10(1), 59–74. <https://doi.org/10.1007/s10021-006-9010-y>
- Guardia, G., Abalos, D., García-Marco, S., Quemada, M., Alonso-Ayuso, M., Cárdenas, L. M., et al. (2016). Effect of cover crops on greenhouse gas emissions in an irrigated field under integrated soil fertility management. *Biogeosciences*, 13(18), 5245–5257. <https://doi.org/10.5194/bg-13-5245-2016>
- Kallenbach, C. M., Grandy, A. S., Frey, S. D., & Diefendorf, A. F. (2015). Microbial physiology and necromass regulate agricultural soil carbon accumulation. *Soil Biology and Biochemistry*, 91, 279–290. <https://doi.org/10.1016/j.soilbio.2015.09.005>
- Kaspar, T., & Singer, J. (2011). The use of cover crops to manage soil Publication from USDA-ARS/UNL Faculty. Retrieved from <http://digitalcommons.unl.edu/usdaarsfacpub/1382>
- Kaye, J. P., & Quemada, M. (2017). Using cover crops to mitigate and adapt to climate change. *A review Agronomy for Sustainable Development*, 37, 1–17.
- Keisling, T. C., Scott, H. D., Waddle, B. A., Williams, W., & Frans, R. E. (1994). Winter cover crops influence on cotton yield and selected soil properties. *Communications in Soil Science and Plant Analysis*, 25(19–20), 3087–3100. <https://doi.org/10.1080/00103629409369250>
- Kim, S. Y., Gutierrez, J., & Kim, P. J. (2012). Considering winter cover crop selection as green manure to control methane emission during rice cultivation in paddy soil. *Agriculture, Ecosystems and Environment*, 161, 130–136. <https://doi.org/10.1016/j.agee.2012.07.026>
- Kladivko, E. J., Kaspar, T. C., Jaynes, D. B., Malone, R. W., Singer, J., Morin, X. K., et al. (2014). Cover crops in the upper midwestern United States: Potential adoption and reduction of nitrate leaching in the Mississippi River Basin. *Journal of Soil and Water Conservation*, 69(4), 279–291. <https://doi.org/10.2489/jswc.69.4.279>
- Krutz, L. J., Locke, M. A., & Steinriede, R. W. (2009). Interactions of tillage and cover crop on water, sediment, and pre-emergence herbicide loss in glyphosate-resistant cotton: Implications for the control of glyphosate-resistant weed biotypes. *Journal of Environmental Quality*, 38(3), 1240. <https://doi.org/10.2134/jeq2008.0342>
- Lemessa, F., & Wakjira, M. (2015). Cover crops as a means of ecological weed management in agroecosystems. *Journal of Crop Science and Biotechnology*, 18(2), 123–135. <https://doi.org/10.1007/s12892-014-0085-2>
- Letter, D. W., Seidel, R., & Liebhardt, W. (2003). The performance of organic and conventional cropping systems in an extreme climate year. *American Journal of Alternative Agriculture*, 18(03), 146. <https://doi.org/10.1079/AJAA200345>
- Lobell, D. B., Bala, G., & Duffy, P. B. (2006). Biogeophysical impacts of cropland management changes on climate. *Geophysical Research Letters*, 33, L06708. <https://doi.org/10.1029/2005GL025492>
- McDaniel, M. D., Grandy, A. S., Tiemann, L. K., & Weintraub, M. N. (2016). Eleven years of crop diversification alters decomposition dynamics of litter mixtures. *Ecosphere*, 7, 1–18.

- McDaniel, M. D., Tiemann, L. K., & Grandy, A. S. (2014). Does agricultural crop diversity enhance soil microbial biomass and organic matter dynamics? A meta-analysis. *Ecological Applications*, 24(3), 560–570. <https://doi.org/10.1890/13-0616.1>
- Meisinger, J. J., Hargrove, W. L., Mikkelsen, R. L., Williams, J. R., & Benson, V. W. (1991). Effects of cover crops on groundwater quality. In *Cover crops for clean water* (pp. 57–68). Ankeny IA: Soil and Water Conservation Society.
- Neale R. B., Gettleman A., Park S., Chen C., Lauritzen P. H., Williamson D. L., et al. (2012). Description of the NCAR Community Atmosphere Model (CAM 5.0) NCAR Technical Note 1–289.
- Oleson K., Lawrence D. M., Bonan G. B., Drewniak, B., Huang, M., Koven, C. D., et al. (2013). Technical description of version 4.5 of the Community Land Model (CLM) NCAR Technical Note 1–434.
- Parton, W. J., Gutmann, M. P., Merchant, E. R., Hartman, M. D., Adler, P. R., McNeal, F. M., et al. (2015). Measuring and mitigating agricultural greenhouse gas production in the US Great Plains, 1870–2000. *Proceedings of the National Academy of Sciences*, 112(34), E4681–E4688. <https://doi.org/10.1073/pnas.1416499112>
- Poeplau, C., & Don, A. (2015). Carbon sequestration in agricultural soils via cultivation of cover crops—A meta-analysis. *Agriculture, Ecosystems & Environment*, 200, 33–41. <https://doi.org/10.1016/j.agee.2014.10.024>
- Sainju, U. M., Whitehead, W. F., & Singh, B. P. (2003). Cover crops and nitrogen fertilization effects on soil aggregation and carbon and nitrogen pools. *Canadian Journal of Soil Science*, 83(2), 155–165. <https://doi.org/10.4141/S02-056>
- Sanz-Cobena, A., García-Marco, S., Quemada, M., Gabriel, J. L., Almendros, P., & Vallejo, A. (2014). Do cover crops enhance N₂O, CO₂, or CH₄ emissions from soil in Mediterranean arable systems? *Science of the Total Environment*, 466–467(466), 164–174. <https://doi.org/10.1016/j.scitotenv.2013.07.023>
- Six, J., Feller, C., Denef, K., Ogle, S., de Moraes Sa, J. C., & Albrecht, A. (2002). Soil organic matter, biota and aggregation in temperate and tropical soils—Effects of no-tillage. *Agronomie*, 22(7–8), 755–775. <https://doi.org/10.1051/agro:2002043>
- Sustainable Agriculture Research and Education (SARE) Outreach, USDA-National Institute of Food and Agriculture (NIFA). (2015). Cover Crop Survey Analysis.
- Tang, H.-M., Xiao, X.-P., Tang, W.-G., Wang, K., Sun, J.-M., Li, W.-Y., et al. (2014). Effects of winter cover crops straws incorporation on CH₄ and N₂O emission from double-cropping Paddy fields in southern China. *PLoS One*, 9(10), e108322. <https://doi.org/10.1371/journal.pone.0108322>
- Tiemann, L. K., Grandy, A. S., Atkinson, E. E., Marin-Spiotta, E., & McDaniel, M. D. (2015). Crop rotational diversity enhances belowground communities and functions in an agroecosystem. *Ecology Letters*, 18(8), 761–771. <https://doi.org/10.1111/ele.12453>
- Tonitto, C., David, M. B., & Drinkwater, L. E. (2006). Replacing bare fallows with cover crops in fertilizer-intensive cropping systems: A meta-analysis of crop yield and N dynamics. *Agriculture, Ecosystems and Environment*, 112(1), 58–72. <https://doi.org/10.1016/j.agee.2005.07.003>
- Unger, P. W., & Vigil, M. F. (1998). Cover crop effects on soil water relationships. *Journal of Soil and Water Conservation*, 53, 200–207.
- Zeng, Z., Piao, S., Li, L. Z. X., Zhou, L., Ciais, P., Wang, T., et al. (2017). Climate mitigation from vegetation biophysical feedbacks during the past three decades. *Nature Climate Change*, 7(6), 432–436. <https://doi.org/10.1038/nclimate3299>
- Zhu, J. C., Gantzer, C. J., Anderson, S. H., Alberts, E. E., & Beuselinck, P. R. (1989). Runoff, soil, and dissolved nutrient losses from no-till soybean with winter cover crops. *Soil Science Society of America Journal*, 53(4), 1210. <https://doi.org/10.2136/sssaj1989.03615995005300040037x>